


Just Dance - Northumberland



Dancing Together Alone

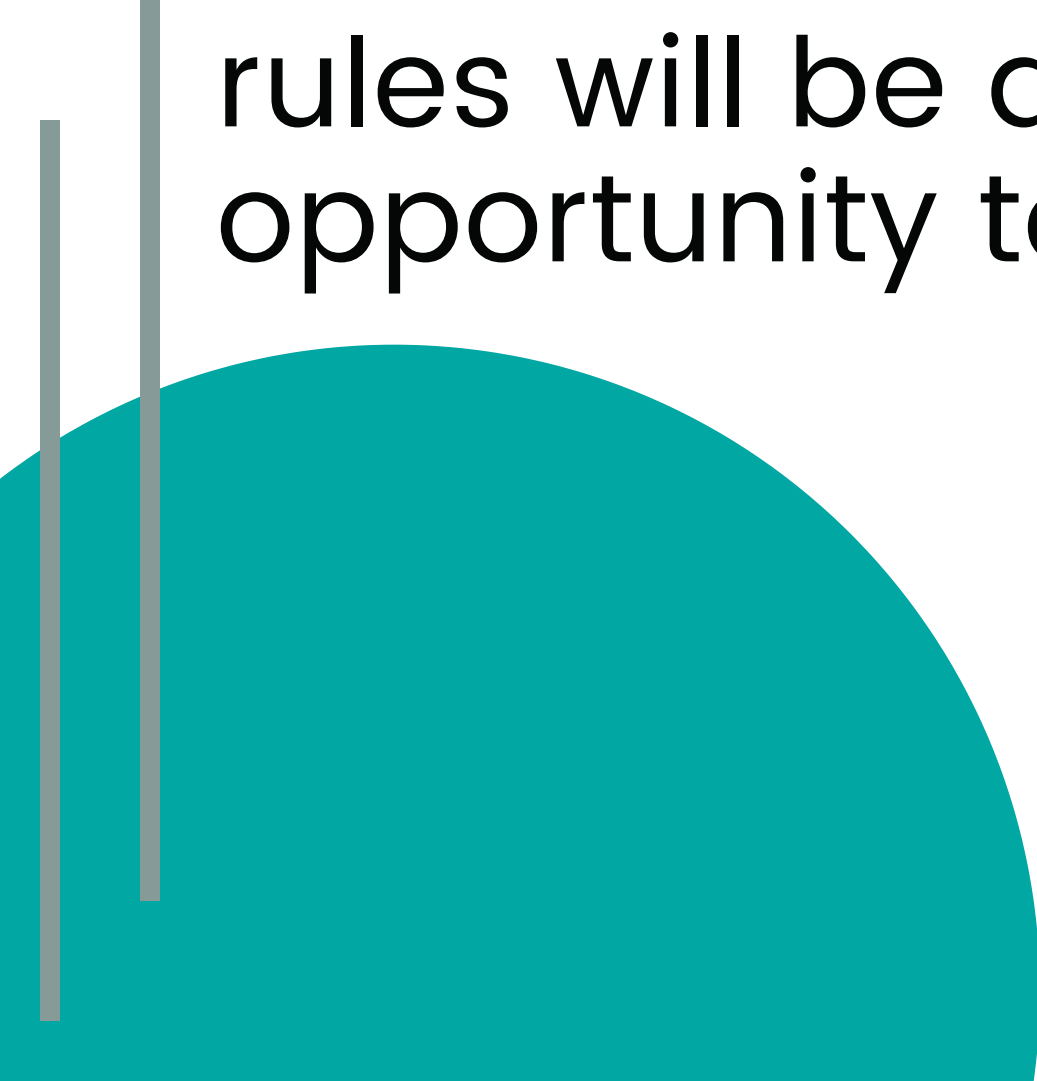
G A L A 2 0 2 0


In-Studio Filming Guide

PLEASE READ

Due to the situation from COVID-19, things will be very different at the studio when you come for filming.

It is very important that you read and follow the rules outlined below. Dancers or families not following the rules will be asked to leave and will not have the opportunity to record.



- Do not enter the studio until the sign in the upper window is **Green**. If the sign in the upper window is **Red** - do not enter.
 - Only one family in the studio at a time, preferably the dancer(s) and one parent.
 - Please use the bathroom before coming to the studio and come dressed and ready to perform.
 - You are required to change your shoes once you enter the studio.
 - The water cooler will not be available.
 - If a dancer is recording more than one dance - there will be a changing area set up in the studio that they are recording in.
 - Practice physical distancing at all times
- 

What to Expect

BEFORE YOU LEAVE YOUR HOUSE

- Ensure you and your dancer(s) are not experiencing any symptoms of COVID-19. Fever, respiratory symptoms such as cough or breathing difficulties
- Prepare dancer(s) for filming (complete hair & makeup), put on your costume
- Bring 1 bag to put all items in. This would include a full water bottle, any makeup for touchups, and any additional costume pieces



Arriving at the Studio

- Wait in your vehicle or in the parking area (please practice physical distancing), until the sign in the upper window of the studio turns GREEN.
- DO NOT enter the building if the sign is RED. Once the sign is GREEN please enter the studio building and come upstairs.
- Take a moment to read the sign at the top of the stairs.
- Sanitize Hands upon entering the studio space, Ms Tracy will greet you here

Entering the Studio

- Dancers, please remove your shoes upon entering the studio. Parents, we ask that you leave your shoes on but stay in the taped portion of the studio.
- All other items that need to be removed are to be placed in the dancer's bag (minus shoes)
- Dancers will have one run through and then be recorded
- We will provide a tv that will show the teachers' recording of the dance while your dancer is performing and being recorded.
- If your dancer is recording more than one dance, they will need to change in the designated area in the studio, and we will follow the process again



Exiting the Building

- Pack up all personal belongs
- Double check you have everything
- Change footwear
- Sanitize your hands when you exit
- Thanks for Filming!

